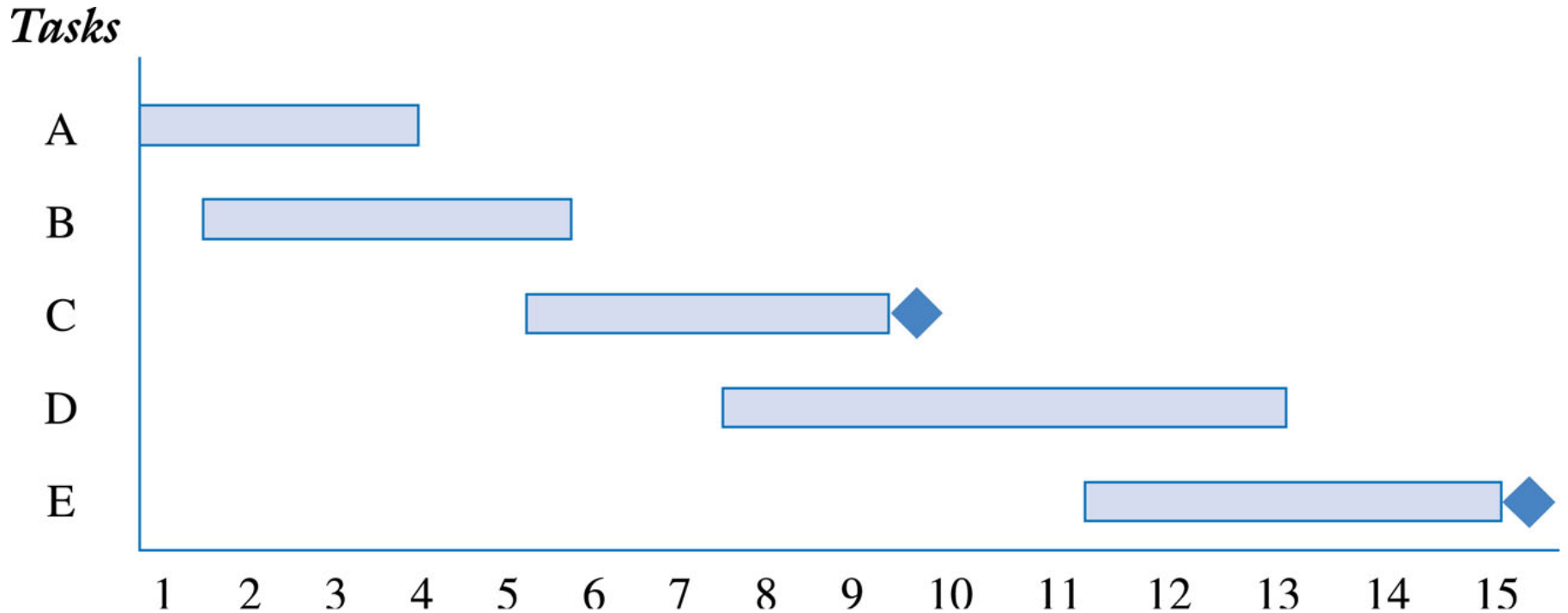
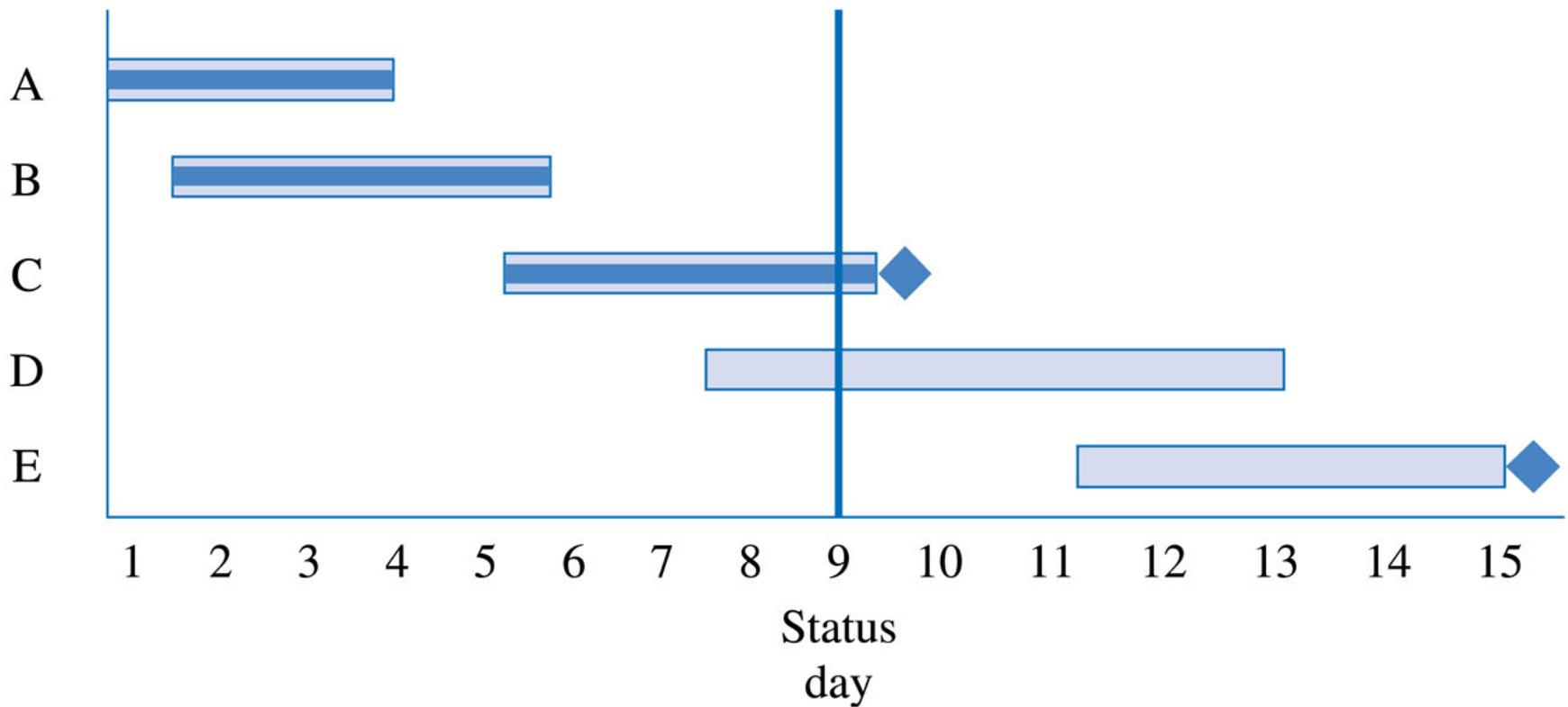


Gantt Chart for Planning



Gantt Chart Reporting Project's Progress

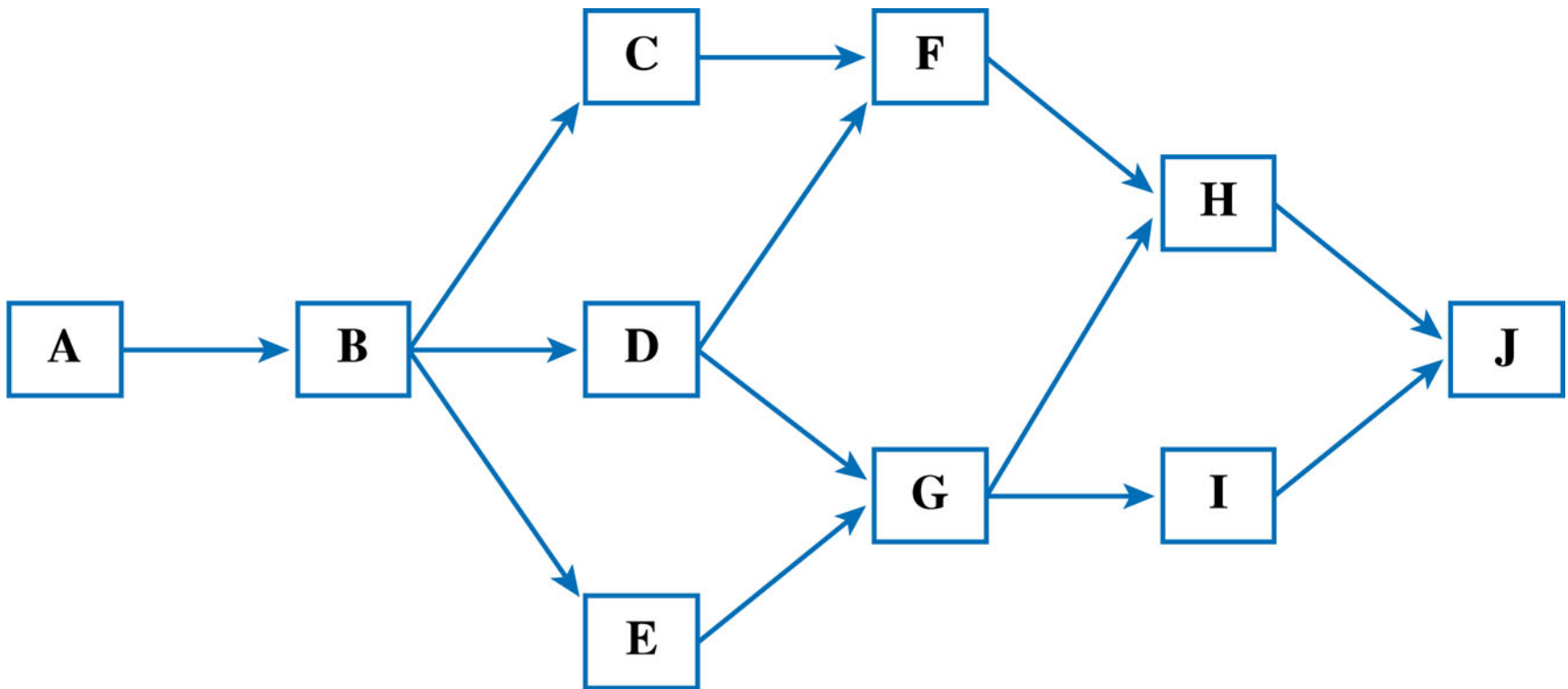
Tasks



Activity Analysis for AON

Activity	Description	Estimated Duration (Days)	Predecessor
A	Evaluate current technology platform	2	None
B	Define user requirements	5	A
C	Design Web page layouts	4	B
D	Set-up Server	3	B
E	Estimate Web traffic	1	B
F	Test Web pages and links	4	C,D
G	Move web pages to production environment	3	D,E
H	Write announcement of intranet for corp. newsletter	2	F,G
I	Train users	5	G
J	Write report to management	1	H,I

Activity on the Node (AON) Network Diagram



Possible Activity Paths

Possible Paths	Path	Total
Path 1	A+B+C+F+H+J	18
	2+5+4+4+2+1	
Path 2	A+B+D+F+H+J	17
	2+5+3+4+2+1	
Path 3	A+B+D+G+H+J	16
	2+5+3+3+2+1	
Path 4	A+B+D+G+I+J	19*
	2+5+3+3+5+1	
Path 5	A+B+E+G+I+J	17
	2+5+1+3+5+1	

* The Critical Path

Activity Analysis for PERT

Activity	Predecessor	Optimistic Estimates (Days)	Most Likely Estimates (Days)	Pessimistic Estimates (Days)	Expected Duration $\frac{(a+4b+c)}{6}$
A	None	1	2	4	2.2
B	A	3	5	8	5.2
C	B	2	4	5	3.8
D	B	2	3	6	3.3
E	B	1	1	1	1.0
F	C,D	2	4	6	4.0
G	D,E	2	3	4	3.0
H	F,G	1	2	5	2.3
I	G	4	5	9	5.5
J	H,I	.5	1	3	1.3

Possible PERT Activity Paths

Possible Paths	Path	Total
Path 1	A+B+C+F+H+J	18.8
	2.2+5.2+3.8+4.0+2.3+1.3	
Path 2	A+B+D+F+H+J	18.3
	2.2+5.2+3.3+4.0+2.3+1.3	
Path 3	A+B+D+G+H+J	18.6
	2.2+5.2+3.3+3.0+2.3+1.3	
Path 4	A+B+D+G+I+J	20.5*
	2.2+5.2+3.3+3.0+5.5+1.3	
Path 5	A+B+E+G+I+J	18.2
	2.2+5.2+1.0+3.0+5.5+1.3	

* The Critical Path

Project Resources Assigned to Project Tasks in Microsoft Project ®

The screenshot shows the Microsoft Project interface with a Gantt chart view. The task list on the left includes:

- MOBILE BANKING APP (32.17 days)
- PRODUCT BACKLOG (11 days)
 - Develop Product Backlog (3 days)
 - Review Product Backlog (2 days)
 - Estimate Sprint Backlog (2 days)
 - Prioritize Product Features (4 days)
 - Milestone: Product Backlog Accepted by Product Owner (0 days)
- SPRINT PLAN (4 days)
 - Choose Features for Sprint (2 days)
 - Estimate Time to Complete Sprint (2 days)
 - Milestone: Sprint Planning Accepted by PO and Team (0 days)
- SPRINT 1 (14 days)
 - Develop Product (14 days)
 - Test Product Features (14 days)
 - Milestone: Sprint 1 Completed (0 days)
- SPRINT REVIEW (3 days)
 - Demonstrate product (1 day)
 - Conduct team retrospective (1 day)
 - Document lessons learned (1 day)
 - Milestone: Sprint Review (0 days)
- Daily Scrum Meeting

Resources assigned to tasks include 'Project Owner', 'Project Team', and 'Scrum Master'. Two dialog boxes are open:

Assign Resources dialog box:

Task: MOBILE BANKING APP
 Resources from Scrum Planning.mpp

Resource Name	R/D	Units	Cost
Project Owner			
Project Team			
Scrum Master			

Resource Information dialog box:

Resource Name: Project Team

Cost rate tables:

Effective Date	Standard Rate	Overtime Rate	Per Use Cost
1/1/2010	\$1,000.00/h	\$3.00/h	\$3.00

Cost account: Projected